

Sanitary facilities for campsites



Shower partitions	4-6
Toilet partitions and privacy screens	7-10
Vanity units and hair drying stations	11-15
Wet room doors	16-18
Accessories	19
Variations of accessories	20



BEFORE WE
EXPECT TRUST FROM
OUR CUSTOMERS,
WE PROVIDE EVIDENCE
that's us!

ENVIRONMENT & SUSTAINABILITY *that's us!*

Sustainable management and careful use of resources are a matter of course for us and part of our corporate philosophy. This basic idea is consistently integrated and lived in our work processes.

We are proud to be the first certified manufacturer of partition systems and lockers in Germany to operate according to the FSC™ and PEFC™ guidelines.

PEFC™ - registered

We pay attention to a sustainable supply chain in which our products are procured under ecological, economic and socially just aspects.

FSC™ - certified

As the first certified manufacturer in the area of partition systems and lockers in Germany, we make an active contribution to the protection of our earth with this future-oriented procurement method. We supply almost our entire range from sustainable wood in accordance with the specifications of the FSC™.



*On request
the products are
available with
FSC™ certification*

To certificate >

INNOVATIVE & DESIGN-ORIENTED *that's us!*

With our design-oriented and innovative products, we convince not only our customers, but also national and international committees.



reddot winner 2021

MADE IN GERMANY *that's us!*

Our products are manufactured for you at the company site in Horhausen, Rhineland-Palatinate. This is the only way we can guarantee the high quality standards we set for our products.



PREQUALIFIED *that's us!*

We are registered in the list of prequalified construction companies with the number 010.049740, proving that we are qualified for the products and services we offer.



For listing >

Shower partitions



Shower partitions



More privacy
in the shower area
with shower partitions
by Schäfer
Trennwandsysteme.

(1)

VITRUM. The elegant glass variant

- Made of high-quality and robust (ESG-H) safety glass
- Completely waterproof construction
- Extremely easy to clean
- Design, colour, and size to customer requirements
- Colour selection according to RAL colour chart

(2)

Shower cubicle type EF-3

- Single shower cubicle with integrated changing area for dry storage of clothing
- Maximum privacy while showering and changing
- Completely waterproof construction
- Very stable, robust, and particularly durable
- 36 mm thick sandwich panels with a 3 mm HPL layer on both sides

(3)

Shower cubicle type VK13

- Single shower cubicle with integrated changing area for dry storage of clothing
- More privacy while showering and changing
- Very robust and waterproof construction
- Made of 13 mm thick HPL solid grade panels
- Wide range of colours

(4)

Combined shower area. A clever solution.

- Open showers and single cubicles of type EF-3
- Privacy screen with hooks for dry storage of clothing
- Dual function: privacy screen and cloakroom in one
- Ideal solution when space is limited



Shower partition wall type EF-3

- More privacy in the shower area
- Ideal splash protection
- Large variety of decors and colours

Toilet partitions and privacy screens



Toilet partitions and privacy screens



(1)



(2)



(3)



(4)

(1)

Toilet partitions type VK13 in special construction

- 13 mm HPL solid core panels with doors made of safety glass
- Extremely robust, easy to clean, and completely waterproof
- High-quality visual appearance
- Particularly resistant to vandalism

(2) + (3)

VKH13 cubicle system

- Hanging construction made of 13 mm HPL solid core panels
- Support feet can be reduced to a minimum
- Easier cleaning and maintenance, considerably lower cleaning costs
- Completely waterproof

(4)

VITRUM II glass toilet partition

- Corner cubicle made of (ESG-H) safety glass
- Wall-mounted glass privacy screens
- Particularly easy to clean

Toilet partitions and privacy screens



(1)



(2)



(3)



(4)

(1)

Cubicle system type EF-3

- Made of 36 mm thick sandwich elements
- 3 mm thick HPL layer on both sides and internal torsion-resistant aluminium frame
- Completely waterproof
- Very high stability
- Damping rubber ensures noiseless closing of the doors
- Flush-mounted front panels with excellent easy-clean design
- Wide range of colours and design options

(2)

Cubicle system type SVF30 JUMP

- Consisting of 30 mm thick chipboard panels
- Ideal for dry rooms
- Recessed feet and recessed top profile create a floating appearance
- Flush-mounted front panels
- Easier cleaning and maintenance, considerably lower cleaning costs
- Wall connections using shadow gaps (not possible with brickwork)
- Wide range of colours and design options

(3)


Cubicle system type VK13

- Made of 13 mm HPL solid core panels
- Ideal for wet and dry areas
- Completely waterproof
- Very high stability
- Robust and durable construction
- Easy to clean system
- Wide range of colours and variants
- Two-colour front elements can be used to help with orientation

(4)

Cubicle system type EF-3 JUMP

- Made of 36 mm thick sandwich elements with HPL surface
- Recessed supports and headrail give a floating look
- No support feet visible in the front
- Floor clearance ensures a quick and effective cleaning
- Flush front
- Wall connections are done as shadow gaps
- Hardware made of high-quality anodised aluminium
- Fully waterproof construction
- Suitable for wet and dry areas
- Large variety of decors and colours
- Customised motif prints are possible
- System will be produced acc. to the building site dimension



(1)

Privacy screens made of glass

- Wall hanging construction
- Made of enamelled safety glass (ESG-H)
- Mounting by means of discreet aluminium or stainless steel brackets
- Hygienic and easy to clean
- Waterproof
- Easy floor cleaning due to the construction
- Colour selection according to RAL colour chart
- Motif prints optionally possible
- Privacy screens will be produced acc. to the building site dimension

(2)

Privacy screens type SV30

- Wall-mounted privacy screens
- Made of 30 mm thick chipboard
- ABS strips and panels in the same colour
- Installed with durable aluminium holders
- Wall-mounted structures without bottom support feet are particularly hygienic, since floor cleaning can then be faster and more efficient
- Wide range of colors available
- Motif prints are optionally available
- Privacy screens will be produced acc. to the building site dimension

(3)

Privacy screens type VK13

- Wall-mounted privacy screens
- Made of 13 mm solid grade laminate
- Revolving edge is always black
- Installed with durable aluminium holders
- Waterproof
- Wall-mounted structures without bottom support feet are particularly hygienic, since floor cleaning can then be faster and more efficient
- Wide range of colors available
- Motif prints are optionally available
- Privacy screens will be produced acc. to the building site dimension

Vanity units and hair drying stations





Vanity units made of glass

- Complete construction made of safety glass
- Suitable as a niche solution
- Mirrors on rear wall, side wall, and ceiling

Vanity units and hair drying stations



(1)

Individual washing cubicle ensures privacy

- Brickwork base with upper stainless steel unit enables a non-profile connection to the partition
- Easier cleaning and maintenance
- Robust and durable construction

(2) + (3)

Vanity units and shelves made of solid surface material

- Especially easy to clean due to jointless construction, which extends to the back wall
- Very comfortable haptic
- Exceptionally attractive design
- Design and dimensions can be individually adapted
- Integration of a wide variety of washbasin types possible



(2)



(3)



(1)

Hair drying stations

- Individually customisable and tailored to the overall design
- Large selection of colours and materials
- Robust and durable constructions
- Easy to clean

(2)

- Harmoniously integrated vanity unit solution type VKW made of high-quality, waterproof HPL solid grade panels



(2)

Vanity units and hair drying stations



(1)

One of many design options

- Vanity unit with countertop washbasin

(2)


Multifunctional vanity unit system

- Waterproof, robust and easy to clean system with generous storage space, can also be used as a changing table
- Washbasin also serves as a baby bath tub
- Shelves and base lockers offer additional storage space

(3)

Attractive glass design

- The washbasin system and changing room made of high-quality (ESG-H) safety glass are easy to clean and perfectly integrated into the overall concept



Rear wall vanity unit. This can be equipped with a rabbet for the elegant and flush mounting of a mirror if desired.



(2)



(3)



Vanity unit door with round opening. Doors are equipped either with handles or with a cylinder lock.








Vanity unit door with access flap for paper towels. Just one of many design options.

Wet room doors



Wet room doors



(1)

Wet room doors, type NT 40

- Completely waterproof
- Element thickness 40 mm
- Element filling over the entire area using polystyrene rigid foam
- Cover layers made of 3 mm HPL solid core panels, permanently glued to an all-round plastic frame
- Frame reinforced by internal PUR rigid foam frame
- Very stable, yet lightweight construction
- Installed as flush or rebated version depending on customer requirements
- Optionally also available as a fire door (T30) with 50 mm element thickness

(2)

High-quality aluminium frames

- Suitable for wet rooms and swimming pools
- Frames available in various finishes and design variants

(3)

Mortice locks

- Made of brass and stainless steel
- Ensure permanent functionality
- A wide variety of fittings to choose from: e.g. toilet locks, panic fittings or push-button combinations

(4)

High-quality stainless steel hinges

- Their stability ensures long-term functioning of the door

(5)

- Hinges flush with the door
- Optimally matched to the frame construction

(6)

- Aluminium handle set with toilet lock. Just one of many fitting options

(7)

- Stainless steel handle set with toilet lock

(8)

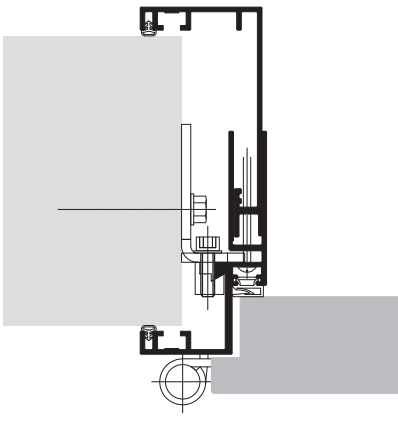
- Glass cut-outs and portholes can be built in according to customer requirements

(9)

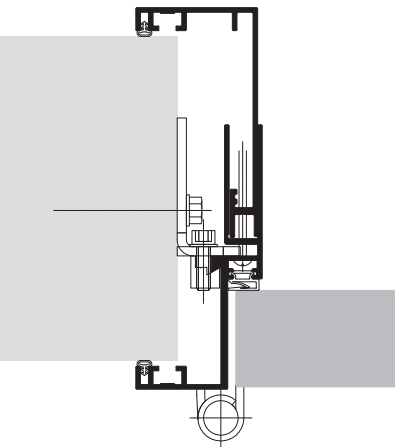
- Door closer with slide rail and optional lock



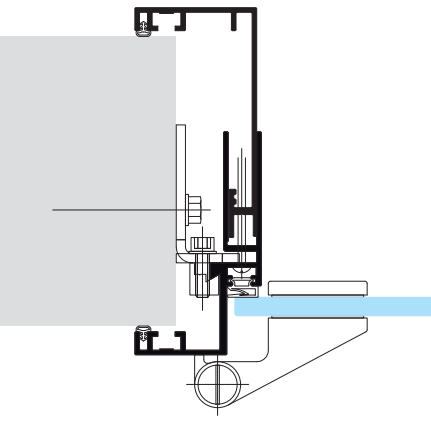
Aluminium frame type Hardline
for rabbeted doors



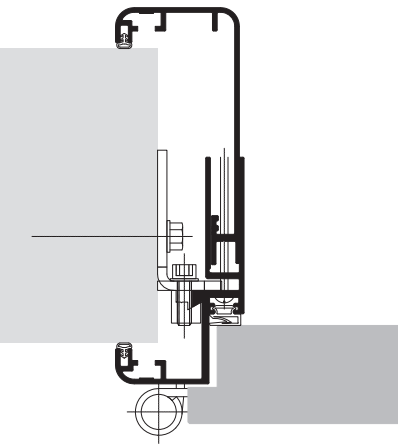
Aluminium frame type Hardline
for dulled doors



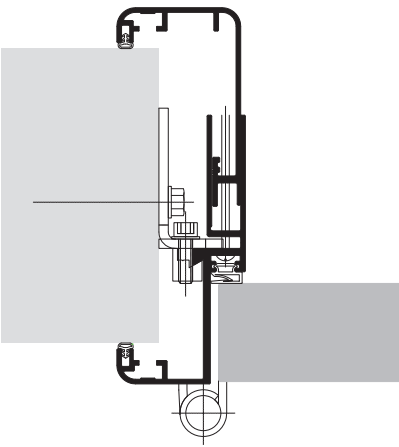
Aluminium frame type Hardline
for glass doors



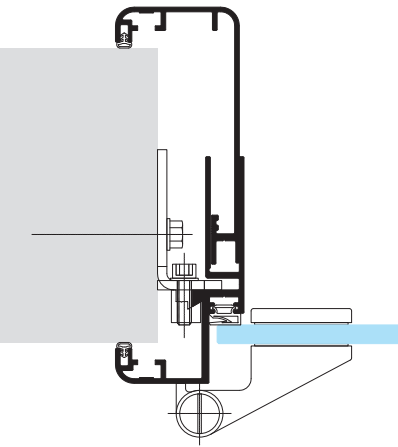
Aluminium frame type Modernline
for rabbeted doors



Aluminium frame type Modernline
for dulled doors



Aluminium frame type Modernline
for glass doors



This is just a choice of possible frames from our partner Küffner. There are more alternative frames on www.kueffner.de

Aluminium

Toilet roll
Schäfer AL7001
Spare roll holder
Schäfer AL7002
Toilet brush unit
Schäfer AL7003
Hook
Schäfer AL7011
Hook
Schäfer AL7010
Hook with buffer
Schäfer AL7007
Buffer
Schäfer AL7015



Stainless steel






Toilet roll
Schäfer ES6001
Spare roll holder
Schäfer ES6002
Toilet brush unit
Schäfer ES6003
Hook
Schäfer ES6011
Hook
Schäfer ES6010
Hook with buffer
Schäfer ES6007
Buffer
Schäfer ES6015



Nylon

Toilet roll
Schäfer N8001
Spare roll holder
Schäfer N8002
Toilet brush unit
Schäfer N8003
Hook
Schäfer N8010
Hook with buffer
Schäfer N8007
Buffer
Schäfer N8015



	RAL 1023
	RAL 3003
	RAL 5002
	RAL 7038
	RAL 9010

Indicator stainless steel

Male
Schäfer PI1001
Female
Schäfer PI1002
Handicapped
Schäfer PI1003



Changing tables and child seats

(1)
Changing table Gänse-
blümchen made of
multiplex board with
HPL coating, white
575 x 735 mm.
Schäfer ZB1009



(1)

(2)
Changing table Gänse-
blümchen made of
multiplex board with
HPL coating, anthracite
575 x 735 mm.
Schäfer ZB1010



(2)

(3)
Changing table Sonnen-
blume from SGL, white
605 x 805 mm.
Schäfer WITSB



(3)

(4)
Changing table
from polyethylene,
460 x 870 mm.
Schäfer ZB1001



(4)

(5)
Changing table
from polyethylene,
500 x 880 mm.
Schäfer ZB1002



(5)

(6)
Child seat Nest made
of 30 mm blockboard,
530 x 590 mm.
Schäfer ZB1008



(6)

There may be a difference between printed colours and real colours.
We reserve the right to make technical alterations.

Variations of accessories

Hardware Type VITRUM II



Aluminium
one-hand door knob
cubicle outside



Aluminium
one-hand door knob
cubicle inside

Hardware Type VITRUM III



Stainless steel
one-hand door knob
cubicle outside



Stainless steel
one-hand door knob
cubicle inside

Hardware Type SV30



Aluminium
door handle
Schäfer AL7050



Stainless steel
door handle
Schäfer ES6050



Nylon
door handle
Schäfer N8051



Aluminium
push handle
SLIDESAFE

Available 10/2021

Hardware Type EF-3



Aluminium
door handle
Schäfer AL7050



Stainless steel
door handle
Schäfer ES6050



Nylon
door handle



Stainless steel
one hand
door knob



Aluminium
one hand
door knob
INSAFE



Aluminium
push handle
SLIDESAFE

Available 10/2021

Hardware Type VK13



Aluminium
one hand door knob
INSAFE



Stainless steel
one hand door knob




Nylon
one hand door knob

Hardware Type SVFG40 / SVF30



Aluminium
door handle
Schäfer AL7050



Stainless steel
door handle
Schäfer ES6050



Nylon
door handle
Schäfer N8051




Aluminium
one hand
door knob
INSAFE




Aluminium
push handle
SLIDESAFE

Available 10/2021

Aluminium handrail for the product types EF-3 / SVFG40 / SVF30




Aluminium
handrail
55 x 500 mm
Schäfer ALGS1




Aluminium
handrail
with LED strip
55 x 500 mm
Schäfer ALGS1 LED




Aluminium
handrail
55 x 1.150 mm
Schäfer ALGS2



Aluminium
handrail
with LED strip
55 x 1.150 mm
Schäfer ALGS2 LED



Aluminium
handrail, adapted
to the door length,
always until the top
edge of the door
Schäfer ALGSV



Aluminium
handrail
with LED strip,
adapted to the door
length, always until
the top edge of
the door
Schäfer ALGSV LED

[To the handrail configuration online tool >](#)

[To the push handle SLIDESAFE >](#)

We reserve the right to make technical alterations.



reddot winner 2021



On request
the products are
available with
FSC™ certification



Registered at the Germansociety
of pre-qualification for
building companies e.V.
Registration number:
010.049740