

# Swimming pools and wellness facilities



Locker systems	4-9
Changing cubicles	10-17
Equipment solutions for visitors with physical disabilities	18-19
Benches and hook rails	20-23
Vanity and hair drying units	24-27
Safe deposit systems, shelves and storage spaces	28-31
Shower partitions	32-33
Wet room doors	34-36
Toilet partitions and privacy screens	37-39
Accessories	40
Variations of accessories	41



BEFORE WE  
EXPECT TRUST FROM  
OUR CUSTOMERS,  
WE PROVIDE EVIDENCE  
*that's us!*

## ENVIRONMENT & SUSTAINABILITY *that's us!*

Sustainable management and careful use of resources are a matter of course for us and part of our corporate philosophy. This basic idea is consistently integrated and lived in our work processes.

We are proud to be the first certified manufacturer of partition systems and lockers in Germany to operate according to the FSC™ and PEFC™ guidelines.

### PEFC™ - registered

We pay attention to a sustainable supply chain in which our products are procured under ecological, economic and socially just aspects.

### FSC™ - certified

As the first certified manufacturer in the area of partition systems and lockers in Germany, we make an active contribution to the protection of our earth with this future-oriented procurement method. We supply almost our entire range from sustainable wood in accordance with the specifications of the FSC™.



*On request  
the products are  
available with  
FSC™ certification*

To certificate >

## INNOVATIVE & DESIGN-ORIENTED *that's us!*

With our design-oriented and innovative products, we convince not only our customers, but also national and international committees.



reddot winner 2021

## MADE IN GERMANY *that's us!*

Our products are manufactured for you at the company site in Horhausen, Rhineland-Palatinate. This is the only way we can guarantee the high quality standards we set for our products.



## PREQUALIFIED *that's us!*

We are registered in the list of prequalified construction companies with the number 010.049740, proving that we are qualified for the products and services we offer.



For listing >



# Locker systems

**schäfer**<sup>®</sup>  
Trennwandsysteme



Stylish and elegant partitioning.



## Locker systems



(1)

### Lockers type VITRUM GS

#### (1) + (2) + (3) + (4)

- Locker body made of white HPL
- Doors made of 10 mm coloured enamelled toughened safety glass (ESG-H)
- Here installed on a tiled concrete base on site
- One of many different installation options

#### There are many advantages of glass lockers:


- Infinite colour varieties
- Easy to clean
- Significantly reduced risk of breaking in
- Elegant design
- Perfect impression even after many years of use
- Glass ensures more careful handling and thus prevents vandalism



(2)



(3)



(4)





## Advantages of motif printing in public swimming pools:

- Visually appealing design
- Prevents vandalism
- Useful for orientation purposes
- Choice of motif according to customer requirements

### Locker systems type GVKF13

#### (1)

- Front made with customer-specific motif
- Complete body made of waterproof HPL
- Extremely robust and durable

#### (2)

- Flush-fitting, easy-to-clean fronts
- Visually very appealing
- Locker numbering using riveted plastic plate

#### (3)

- Motifs are made individually according to customer requirements
- Cloakroom locker systems thus become a design element of the overall architecture

#### (4)

- Various designs for divisions inside the locker
- Many different numbering options
- With this variant: engraving on the HPL plate (optional)





## Locker systems



(1)

### Locker system type GVKF13

- Mounted on central support feet
- Extremely simplified cleaning. Cost savings compared to concrete and tiled bases
- Permanently hygienic

(2)

### Cloakroom locker system type SGVK13

- On customer base with pre-built bench
- Comfortable and elegant solution
- User comfort and easy to clean
- Different colour combinations for individual accents

(3)

### Locker design

- Different locking systems available
- Large selection of numbering variants

(4)

### Locker system type GVKF13

- On base tiled on site
- Special accents with variations in colour design
- Can be made according to customer requirements

(5)

### Locker system type GVKF13

- Completely flush fronts
- Calm optic
- Variable locker body construction
- Locker dimensions and individual divisions according to construction project



(2)



(3)

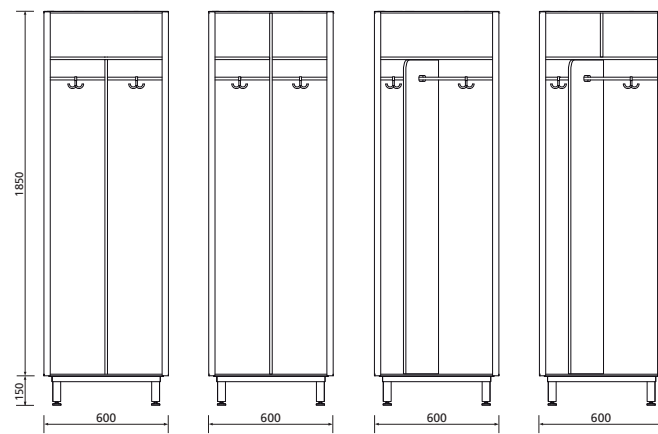


(4)



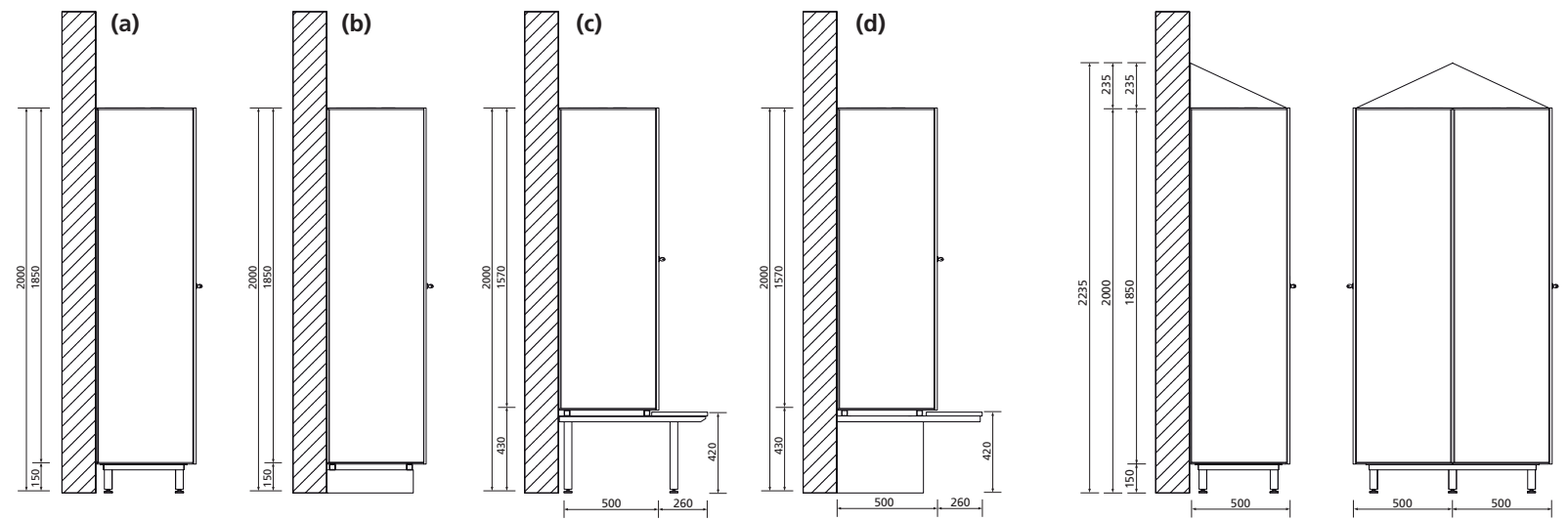
(5)





- Many different types of locker dividers
- Single or double locker
- Multiple locker
- Z lockers
- Helmet and safe deposit boxes
- Sizes and arrangements are individually adapted to the premises

- Available in different versions
- Centre partition in the locker separates street and work clothes, for example
- Centre partition also possible as a movable version



The installation options also depend entirely on the structural situations:

**(d)** Installation on a concrete base tiled on site with an integrated pre-built bench

Sloping tops prevent bags or other objects from being placed on top of the lockers. An important criterion, especially in a hygiene area.



## Equipment and Accessories

### (1) Very stable door stop made of stainless steel for type GVKF13 lockers

- Installed in single, double and Z lockers
- Limited 95° opening angle to
- Damping reduces noise
- Doors are equipped with concealed, maintenance-free stainless steel hinges

### (2) Opening limiter for lockers of type SGVK13/AGVK13

- Noise dampened
- Guide passes through the body

### (3) Interior fittings for a simple locker type GVKF13

- Hat shelf
- Clothes rail
- Sliding double hooks
- Other interior fittings on customer request

### (4) Interior fittings of a simple locker type SGVK13/AGVK13

- Hat shelf
- Clothes rail
- Two sliding hooks
- Optional perforation of the locker according to customer requirements

### (5) Shelf, wardrobe lockers type GVKF13

- Completely closed
- Practical solid core material
- Rounded body corners
- Sturdy and easy to clean

### (6) Optional locker bottom made of aluminium tubes






- Water can drip down

### (7) Perforation or slitting of the locker bottom as an option

### (8) Locking solutions

- E.g. coin locks
- Additional protection against door theft
- Anti-theft bolts for single, double and Z lockers

### (9) Cylinder lever locks as the main locking system for staff lockers



- (10)  
**Standard numbering for all locker types**
- Silver-coloured plastic number plates with black engraving
  - Optionally available in aluminium or stainless steel

- (11)  
• Engraving contour milling of the numbering directly into the HPL

- (12)  
• Engraving completely milled

- (13) + (14) + (15)  
**Key bracelets**
- Made of different materials
  - Key plates and other locker accessories can be designed individually according to customer requirements

- (16)  
**Hangers**
- Made of nylon
  - Matched to the standard sizes of the lockers

- (17)  
• Additional clothing net increases the comfort for visitors

- (18)  
• Coat hanger with additional shoe hook

- (19)  
• Hanger with shoe hook and net



# Changing cubicles



0296 - 0321





## Advantages for the use of glass in swimming pools:

- 100% recyclable
- Aesthetic design
- Colours can be reordered
- Easy to clean
- Durable
- Economical

(1)

### Changing cubicles type VITRUM WK

- Combined rows of changing cubicles and cloakroom lockers made of glass (ESG-H)
- Optimal visitor orientation using colour choice and barrier system to separate the aisles

(2)

### Changing cubicle system type VITRUM WK and hair drying stations

- Foot-free front
- Hair drying stations with real wood surface
- Wall claddings made of mirror glass
- Safe deposit boxes built under the vanity top

(3)

### Cubicle benches

- On a base tiled by the customer
- Benches support the entire construction
- No additional support feet required

(4)

### Central middle foot

- Installation under the cubicle bench
- Support feet in the front therefore largely unnecessary

(5)

### Storage for changing cubicles

- Milled rubber lip serves as a door buffer


(6)

### Central locking device incl. bench

- Simultaneous locking of the cubicle door
- Emergency unlocking possible from the outside




(3)



(4)



(5)



(6)



## Changing cubicles



(1)

(1)

### Changing cubicles type VITRUM WK

- Constructed in safety glass (ESG-H)
- Particularly easy to clean
- Very elegant variant

(2)

### Changing cubicles with VITRUM GS lockers positioned directly opposite

- High quality safety glass (ESG-H)
- Comply with the strict test criteria of the TÜV

(3)

### Communal changing area type VITRUM II WK

- Infinite variety of glass colours
- Easy cleaning
- High resistance to mechanical damage
- Elegant design
- Perfect look even after many years of use
- Generously designed lettering serves as a design element and aid to orientation



(2)



(3)



## Changing cubicles



(1)

(1)

### Family and individual changing cubicles type EF-3 WK

- Ideal for high-quality changing areas
- Excellent design
- Very stable
- Completely water resistant

(2)

### Changing cubicle systems type EF-3 WK

- On-site concrete bases under the cubicle bench
- Complete construction is supported by the benches
- This eliminates the need for support feet in the front
- Calm optic
- Very stable
- Made visually more attractive by adding a glass end wall with a motif print and integrated safe deposit boxes

(3)

### Changing cubicle system type EF-3

- Spacious family changing cubicle offers sufficient space for bathers
- Stick-on pictograms serve as orientation aid
- Waterproof construction



(2)



(3)



## Changing cubicles



(1)



(2)



(3)

(1)

### Communal changing area type VK13

- Waterproof entry-level model for the swimming pool area
- Very stable and easy to clean
- Sturdy and durable construction
- Numbered circles stuck on the doors serve for easy and quick orientation
- Additional pictograms with the cabin lettering including Braille on the partition wall

(2)

### Changing cubicles type VK13 WK

- The colour selection is entirely according to customer requirements
- Colour combinations are a design element and an aid to orientation
- Countless possible colour combinations allow the greatest possible scope for design

(3)

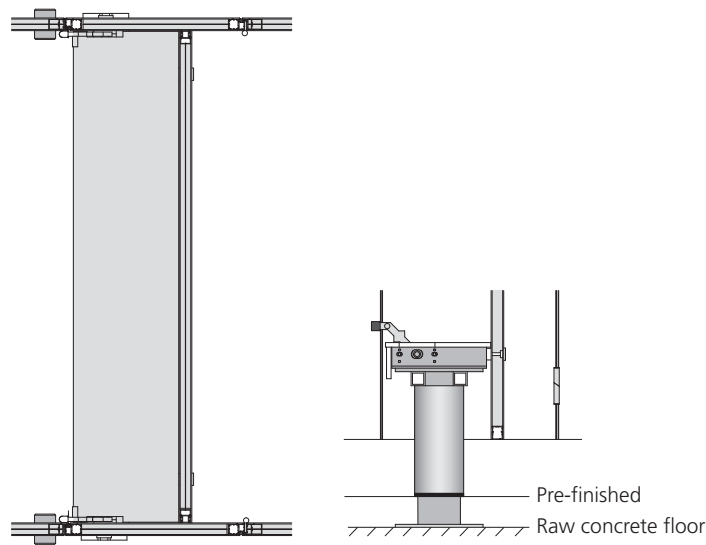
### Central locking device

- Central locking under the cubicle bench seat
- Simultaneous locking and opening of the cabin doors
- Emergency unlocking from outside possible



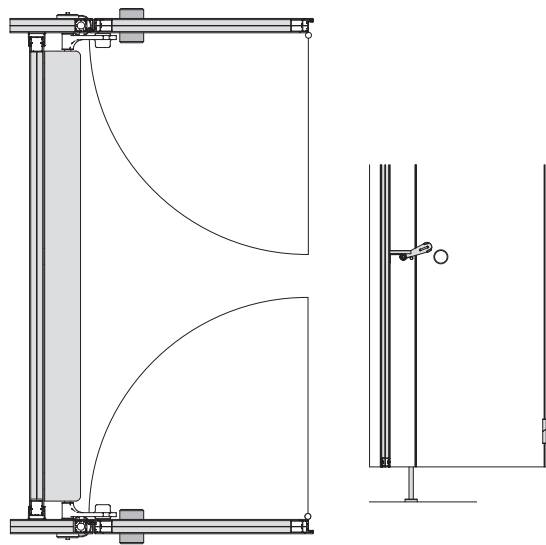


Construction of central locking device



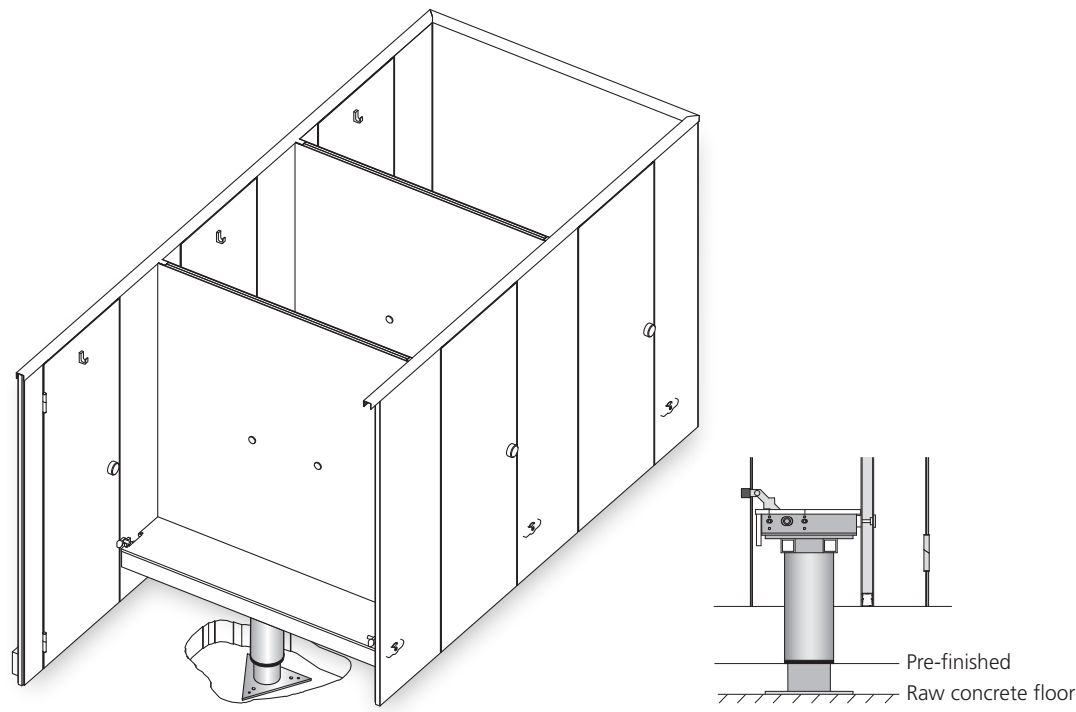
The changing cubicle can be locked synchronously using the central under bench lock. Alternatively, it can be locked using central lever locking.

Central lever locking construction



Synchronous locking of the changing cubicle with central lever locking.

Central middle foot construction



The optional central midfoot under the cubicle bench is anchored to the row concrete floor. This means that the entire cubicle can be supported on one foot and feet in the front are largely unnecessary.





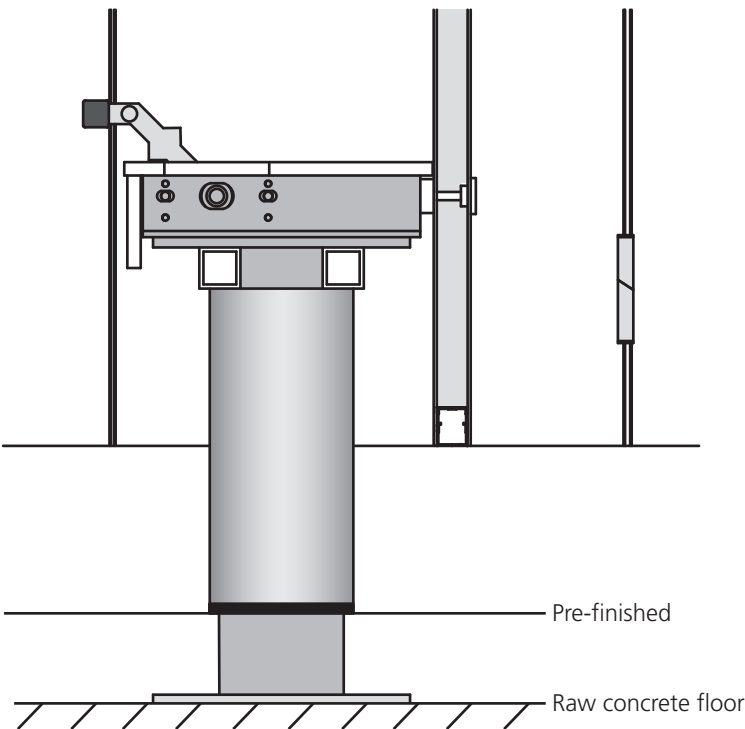
Changing cubicles  
with a central middle foot:  
good looking and money  
saving at the same time!

- Up to 75% less feet
- Less cleaning effort
- Lower cleaning costs
- Less damage from cleaning machines
- Floating look improves appearance



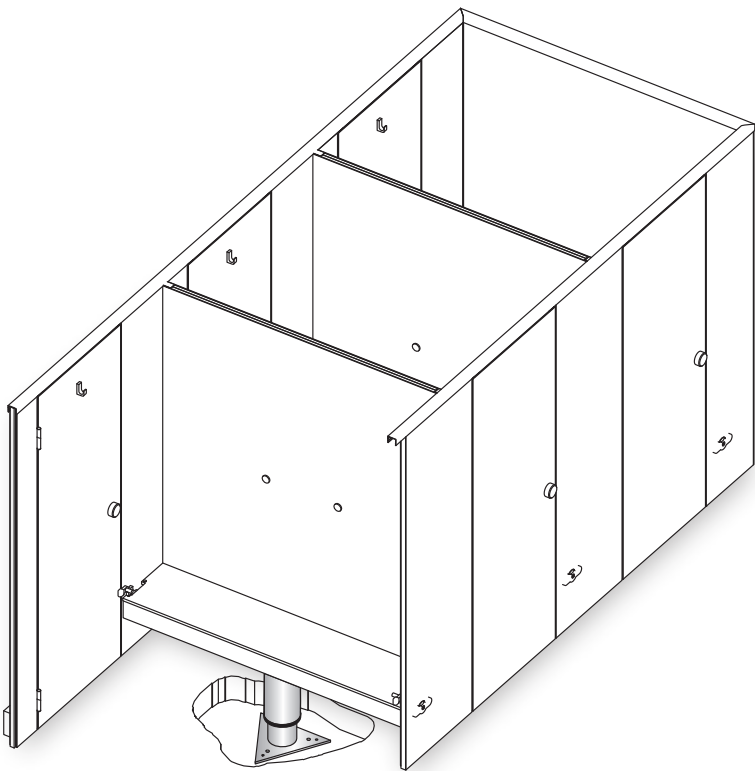
For comparison: changing cubicle with support feet in the front





The central middle foot:  
the load-bearing structure  
with a long-term perspective.

- Central feet under the cubicle benches are anchored to the bare floor and support the entire cubicle system
- Feet in the front are largely unnecessary
- This has advantages for long cubicle life:
  - more hygienic
  - lower cleaning costs
  - less damage from cleaning machines
  - top class look



Example of the cost savings with 40 changing cubicles		
Example changing cubicles	with supports	with central support
Qty of changing cubicles	40	40
Supports per cubicle	4	1
Hourly wages of a cleaning person	23,00 €	23,00 €
Cleaning effort per support	15 sec.	10 sec.
Cleaning effort per day	40 min.	6,7 min.
Cleaning effort per year	244 Std.	41 Std.
Cleaning costs of supports per year	5.612,00 €	943,00 €
Costs savings per year		4.669,00 €
Est. costs of the central supports at the changing cubicles		18.000,00 €
Amortization after years, est.		4



# Equipment solutions for visitors with physical disabilities







### (1) + (2) + (3)

#### Glass changing cubicle type VITRUM WK with hair drying station and wash basin

- Made of safety glass (ESG-H)
- Generously designed cubicle with sliding doors. The sliding doors are offset so that you can easily switch from a street wheelchair to a swimming pool wheelchair in the cubicle. The sliding handle in the changing area is helpful here
- Directly connected hair drying station made of HPL solid core panels with a built-in, accessible and height-optimised wash basin
- Height-optimised door handles
- Pictograms on the doors make the cubicle use clear
- Completely water-resistant construction
- Cubicle offers generous space for moving around
- The seat has a side support bar and an additional comfort handle on the cross support

### (4)

#### Cloakroom lockers made of glass


- Accessible lockers made of glass (ESG-H)
- Directly opposite changing cubicles
- Different options for locker width, depth and height
- Very easily adapted to structural conditions
- Optional numbering in Braille



(2)



(3)



(4)



# Benches and cloakroom hook rails





## Benches and cloakroom hook rails



(1)

(1)

### Spacious changing area

- Freestanding benches for the changing room area
- Made to order
- Comfortable seat height and width
- Easy to clean and hygienic surfaces
- Sturdy aluminium base frame clad with 13 mm thick HPL panels
- The combination of different colours creates accents

(2)

### The exclusive variant

- Cloakroom lockers made of glass
- Bench supports made of lacquered solid wood

(3)

### Large amount of space

- Large seating area in the middle with wooden slats on customer base
- Additional benches at the locker

(4)

### Functional changing area

- Benches made of sturdy, easy-care HPL and additional hook rail
- Particularly easy to clean



(2)



(3)



(4)



(1)



**(1)**

**Hook rails with glass support plate**

- 10 mm safety glass
- Satin, clear or coloured glass available
- Special hooks made of stainless steel
- Flush-fitting wall mounting done by stainless steel rosettes

**(2) + (3)**

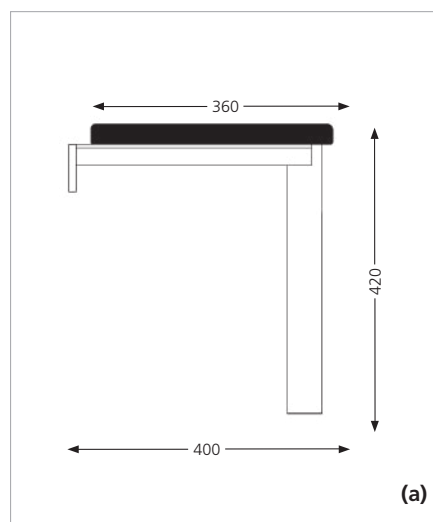
**Hook rail made of aluminium tubes**

- Triple safety hooks
- Hooks located behind the hook rails provide safety
- No protruding parts
- Risk of accidents is significantly reduced

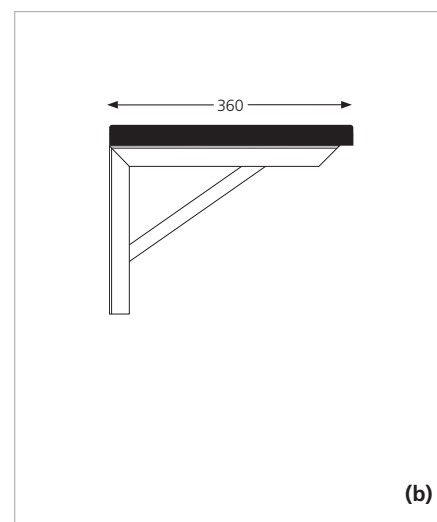




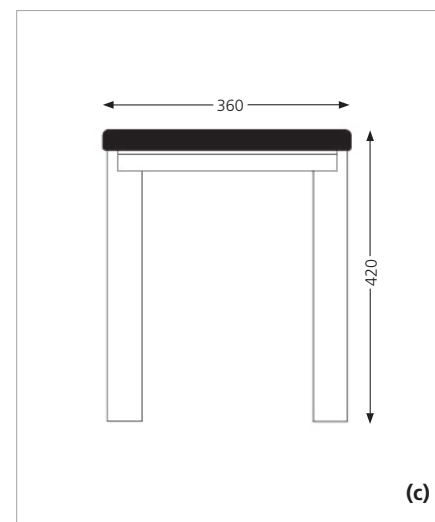
## Variants of benches:



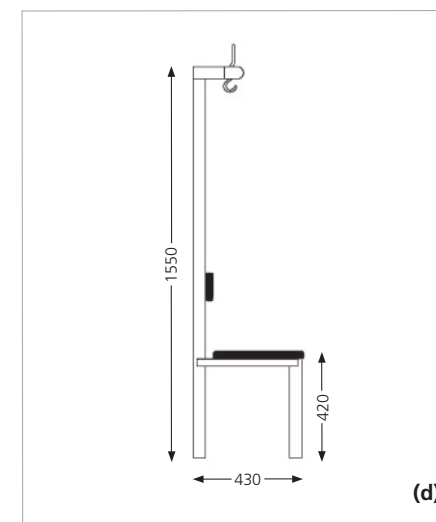
- Bench with front support and wall attachment



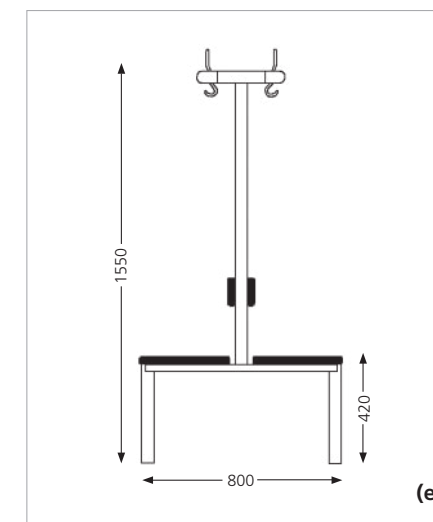
- Foot free bench with wall attachment (masonry must be sufficiently stable for this attachment)



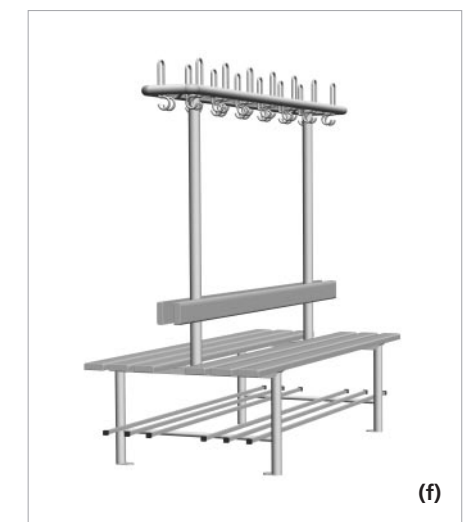
- Bench as a free standing bench construction



- Single-sided bench with hook rail and backrest



- Double-sided bench with hook rail and backrest



- Bench with shoe rack, available for all types  
Subject to technical alteration.



# Vanity units and hair drying stations





## Vanity units and hair drying stations



(1)

### Hair drying stations and storage places made of solid grade laminate

- Round elements, wall-mounted
- Outstanding interior design and high light of this area
- Excellent implementation of uniquely themed environments are possible

(2)

### Vanity unit and base locker made of glass

- System as a niche solution
- Mirrors on the rear wall, side wall and ceiling

(3)

### Hair drying stations with real wood shelf

- Can be designed individually
- Large selection of colours and materials
- Dimensions and design according to customer requirements

(4) + (5)

### Vanity units and shelves made of mineral solid material

- Seamless construction up to rear wiping edge
- Very easy to clean
- Very pleasant to the touch
- Shape and dimensions according to customer requirements
- Different wash basins can be built-in



(2)



(3)



(4)



(5)







## Vanity units and hair drying stations



(1)

(1)

### One of many design options

- Vanity unit with countertop washbasin

(2)


### Multifunctional vanity unit system

- Waterproof, robust and easy to clean system with generous storage space, can also be used as a changing table
- Washbasin also serves as a baby bath tub
- Shelves and base lockers offer additional storage space

(3)

### Attractive glass design

- The washbasin system and changing room made of high-quality (ESG-H) safety glass are easy to clean and perfectly integrated into the overall concept



Rear wall vanity unit. This can be equipped with a rabbet for the elegant and flush mounting of a mirror if desired.



(2)



(3)



Vanity unit door with round opening. Doors are equipped either with handles or with a cylinder lock.



Vanity unit door with access flap for paper towels. Just one of many design options.



# Safe deposit systems, shelves and storage spaces







(1)

(1)

**Safe deposit system type VITRUM GS**

- Doors made of safety glass
- Customised motif
- Very functional and exclusive overall solution
- Safe deposit boxes flush with the glass front

(2)

**Safe deposit system and storage shelf type GVKF13**

- Doors and shelf made of 13 mm solid core panels
- Free choice of compartments and sizes

(3)

**Safe deposit system type VITRUM GS**

- Doors and panels made of safety glass
- Body made of HPL
- Integrated finger pinch protection

(4)

**Helmet compartments**

- Recessed flush into a niche
- Particularly space-saving variant



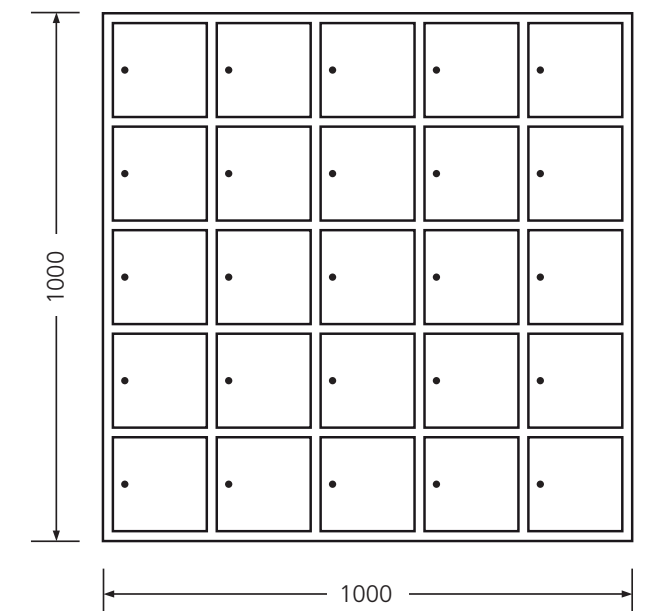
(2)



(3)



(4)





## Shelves and storage spaces



VitaSol Therme Bad Salzuflen (1)



(2)



(3)

### (1) + (2) + (3)

#### Glass shelves and storage spaces made of satinised glass

- Custom design in shape, colour and size
- Other types of glass:  
float glass, ornamental glass, white glass
- Brackets and connection made of  
anodised aluminium fittings





(1)



(2)



(3)



(4)

(1)

**Wall-mounted shelf system**

- Made from 13 mm solid grade panels
- Asymmetrical compartment division
- Special design effect and very user friendly

(2)

**Shelf systems, type VK13**

- Completely waterproof, sturdy and durable
- Easy to clean

(3) + (4)

**Combined storage space and safe deposit boxes type VK13**

- Indirect lighting on site as a design element
- Shelves are partially recessed into a niche



# Shower partitions







More privacy  
in the shower area  
with shower partitions  
by Schäfer  
Trennwandsysteme.

(1)

**VITRUM. The elegant glass variant**

- Made of high-quality and robust (ESG-H) safety glass
- Completely waterproof construction
- Extremely easy to clean
- Design, colour, and size to customer requirements

(2)

**Shower partition wall type EF-3**

- More privacy in the shower area
- Ideal splash protection
- Large variety of decors and colours

(3)

**Shower cubicle type EF-3**

- Single shower cubicle with integrated changing area for dry storage of clothing
- Maximum privacy while showering and changing
- Completely waterproof construction
- Very stable, robust, and particularly durable
- 36 mm thick sandwich panels with a 3 mm HPL layer on both sides










# Wet room doors







(1)

### Wet room doors type NT 40

- Completely waterproof
- Element thickness 40 mm
- Element filling over the entire area using polystyrene rigid foam
- Cover layers made of 3 mm HPL solid core panels, permanently glued to an all-round plastic frame
- Frame reinforced by internal PUR rigid foam frame
- Very stable, yet lightweight construction
- Installed as flush or rebated version depending on customer requirements
- Optionally also available as a fire door (T30) with 50 mm element thickness

(2)

### High-quality aluminium frames

- Suitable for wet rooms and swimming pools
- Frames available in various finishes and design variants

(3)

### Mortice locks

- Made of brass and stainless steel
- Ensure permanent functionality
- A wide variety of fittings to choose from: e.g. toilet locks, panic fittings or push-button combinations

(4)

### High-quality stainless steel hinges

- Their stability ensures long-term functioning of the door

(5)

- Hinges flush with the door
- Optimally matched to the frame construction

(6)

- Aluminium handle set with toilet lock. Just one of many fitting options

(7)

- Stainless steel handle set with toilet lock

(8)

- Glass cut-outs and portholes can be built in according to customer requirements

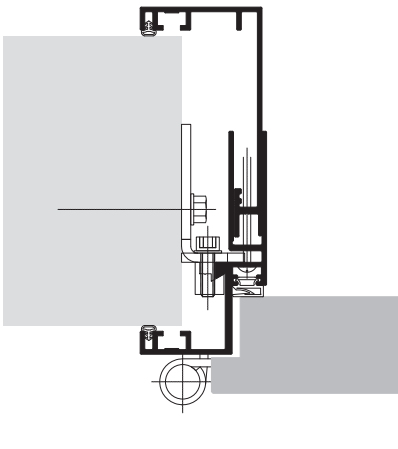
(9)

- Door closer with slide rail and optional lock

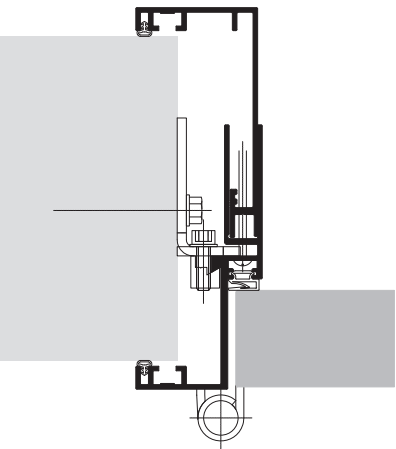




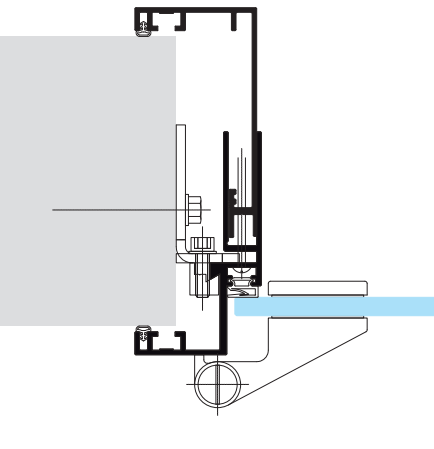
Aluminium frame type Hardline  
for rabbeted doors



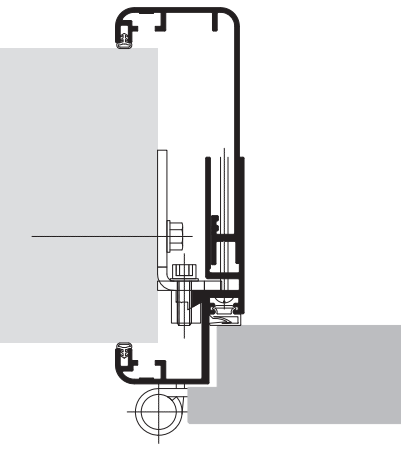
Aluminium frame type Hardline  
for dulled doors



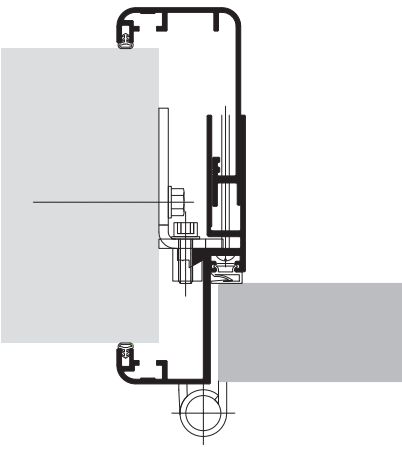
Aluminium frame type Hardline  
for glass doors



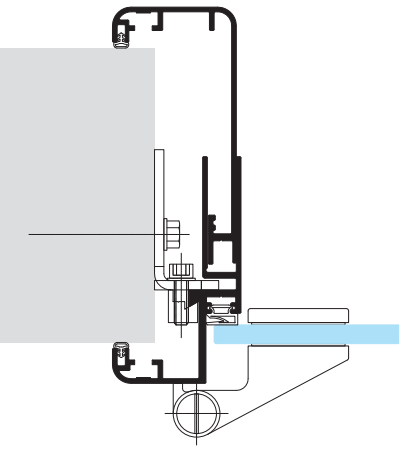
Aluminium frame type Modernline  
for rabbeted doors



Aluminium frame type Modernline  
for dulled doors



Aluminium frame type Modernline  
for glass doors



This is just a choice of possible frames from our partner Küffner. There are more alternative frames on [www.kueffner.de](http://www.kueffner.de)



# Toilet partitions and privacy screens







(1)



(2)



(3)



(4)

(1)

### Toilet partitions EF-3 JUMP with floating optic

- Recessed feet and recessed top profile
- Construction looks like a floating optic
- Robust sandwich construction with 3 mm HPL layer
- Completely waterproof
- Optimal partition system for heavily frequented areas

(2)

### Toilet partitions type VITRUM II

- Cubicle system made of safety glass (ESG-H)
- Exclusive, durable and easy to clean

(3)

### Privacy screens made of glass

- Wall hanging construction
- Made of enamelled safety glass (ESG-H)
- Mounting by means of discreet aluminium or stainless steel brackets
- Hygienic and easy to clean
- Waterproof
- Easy floor cleaning due to the construction
- Colour selection according to RAL colour chart
- Motif prints optionally possible
- Privacy screens will be produced acc. to the building site dimension

(4)

### Privacy screens type VK13

- Wall-mounted privacy screens
- Made of 13 mm solid grade laminate
- Revolving edge is always black
- Installed with durable aluminium holders
- Waterproof
- Wall-mounted structures without bottom support feet are particularly hygienic, since floor cleaning can then be faster and more efficient
- Wide range of colours available
- Motif prints are optionally available
- Privacy screens will be produced acc. to the building site dimension



## Toilet partitions and privacy screens



### Toilet partitions type VKH13

- Hanging construction
- Support feet can be reduced to a minimum
- Very attractive design
- Particularly hygienic and easy to clean



Aluminium

Toilet roll  
Schäfer AL7001  
Spare roll holder  
Schäfer AL7002  
Toilet brush unit  
Schäfer AL7003  
Hook  
Schäfer AL7011  
Hook  
Schäfer AL7010  
Hook with buffer  
Schäfer AL7007  
Buffer  
Schäfer AL7015



Stainless steel

Toilet roll  
Schäfer ES6001  
Spare roll holder  
Schäfer ES6002  
Toilet brush unit  
Schäfer ES6003  
Hook  
Schäfer ES6011  
Hook  
Schäfer ES6010  
Hook with buffer  
Schäfer ES6007  
Buffer  
Schäfer ES6015



Nylon

Toilet roll  
Schäfer N8001  
Spare roll holder  
Schäfer N8002  
Toilet brush unit  
Schäfer N8003  
Hook  
Schäfer N8010  
Hook with buffer  
Schäfer N8007  
Buffer  
Schäfer N8015



Indicator stainless steel

Male  
Schäfer PI1001  
Female  
Schäfer PI1002  
Handicapped  
Schäfer PI1003



Changing tables and child seats

(1)  
Changing table Gänse-  
blümchen made of  
multiplex board with  
HPL coating, white  
575 x 735 mm.  
Schäfer ZB1009



(1)

(2)  
Changing table Gänse-  
blümchen made of  
multiplex board with  
HPL coating, anthracite  
575 x 735 mm.  
Schäfer ZB1010



(2)

(3)  
Changing table Sonnen-  
blume from SGL, white  
605 x 805 mm.  
Schäfer WITSB



(3)

(4)  
Changing table  
from polyethylene,  
460 x 870 mm.  
Schäfer ZB1001



(4)

(5)  
Changing table  
from polyethylene,  
500 x 880 mm.  
Schäfer ZB1002



(5)

(6)  
Child seat Nest made  
of 30 mm blockboard,  
530 x 590 mm.  
Schäfer ZB1008



(6)

There may be a difference between printed colours and real colours.  
We reserve the right to make technical alterations.



Variations of accessories

Hardware Type VENTO



Aluminium  
door handle  
Schäfer AL7050



Stainless steel  
door handle  
Schäfer ES6050



Stainless steel  
one-hand door knob  
cubicle outside



Stainless steel  
one-hand door knob  
cubicle inside

Hardware Type VITRUM II



Aluminium  
one-hand door knob  
cubicle outside



Aluminium  
one-hand door knob  
cubicle inside

Hardware Type VITRUM III



Stainless steel  
one-hand door knob  
cubicle outside



Stainless steel  
one-hand door knob  
cubicle inside

Hardware Type EF-3



Aluminium  
door handle  
Schäfer AL7050



Stainless steel  
door handle  
Schäfer ES6050



Nylon  
door handle  
Schäfer N8051



Stainless steel  
one hand  
door knob  
INSAFE



Aluminium  
one hand  
door knob  
INSAFE



Aluminium  
push handle  
SLIDESAFE  
Available 10/2021

Hardware Type SVFG40 / SVF30



Aluminium  
door handle  
Schäfer AL7050



Stainless steel  
door handle  
Schäfer ES6050



Nylon  
door handle  
Schäfer N8051



Aluminium  
one hand  
door knob  
INSAFE



Aluminium  
push handle  
SLIDESAFE  
Available 10/2021

Hardware Type SV30



Aluminium  
door handle  
Schäfer AL7050



Stainless steel  
door handle  
Schäfer ES6050



Nylon  
door handle  
Schäfer N8051



Aluminium  
push handle  
SLIDESAFE  
Available 10/2021

Hardware Type VK13



Aluminium  
one hand door knob  
INSAFE




Stainless steel  
one hand door knob




Nylon  
one hand door knob

Aluminium handrail for the product types EF-3 / SVFG40 / SVF30




Aluminium  
handrail  
55 x 500 mm  
Schäfer ALGS1



Aluminium  
handrail  
with LED strip  
55 x 500 mm  
Schäfer ALGS1 LED



Aluminium  
handrail  
55 x 1.150 mm  
Schäfer ALGS2



Aluminium  
handrail  
with LED strip  
55 x 1.150 mm  
Schäfer ALGS2 LED



Aluminium  
handrail, adapted  
to the door length,  
always until the top  
edge of the door  
Schäfer ALGSV



Aluminium  
handrail  
with LED strip,  
adapted to the door  
length, always until  
the top edge of  
the door  
Schäfer ALGSV LED

[To the handrail configuration online tool >](#)

[To the push handle SLIDESAFE >](#)

We reserve the right to make technical alterations.





reddot winner 2021



On request  
the products are  
available with  
FSC™ certification



Registered at the Germansociety  
of pre-qualification for  
building companies e.V.  
Registration number:  
010.049740